

## THE EFFECT OF TEMPERATURE ON THE CONDUCTIVITY OF POLYMER FILMS

SUSILAWATI<sup>1</sup>

<sup>1</sup>Department of Physics Education, Faculty of Mathematic and Sciences Education, University of Mataram, Email: [susilawatihambali@yahoo.co.id](mailto:susilawatihambali@yahoo.co.id)

### Key Words

Influence,  
Temperature,  
Conductivity,  
Polymer  
Films

### Abstract

*The effects of temperature on PVA (Poly Vinyl Alcohol) based organic blends containing chlorine have been studied for their potential applications in electrochemical devices. The composite polymers PVA-Chloral Hydrate (CH) blends were blended separately with 23, 34, 45 and 57% CH. The composite films were prepared by solvent-casting method and each film has been heated different temperature up to 353 K. The electrical properties have been studied using LCR meter and impedance analyzer in the frequency range from 20 Hz to 1 MHz. The conductivity-temperature relation study revealed that an increase conductivity of the PVA-CH blends with increasing temperature up to 353 K. The increase of conductivity with temperature is attributed to the increase of free ion mobility due to thermal energy  $kT$  and possible more ions gained kinetic energy via the thermally activated hopping of charge carriers between trapping sites and phonon-assisted quantum tunneling through a barrier separating two equilibrium positions. The conductivity activation energy obtained decreases with the blend composition increases*

## INTRODUCTION

In general, pure polymers are insulators having very low electrical conductivity at room temperature. Their structural, physical and chemical properties can be changed with addition of salts, blends and plasticizers to form polymer films (Abdullah, et al, 2012., Hashim, et al, 2012). The reason for this is to increase their ionic conductivity at the ambient temperature. It has been recognized that the ionic conduction preferentially occurs in the amorphous phase where the charge carriers are trapped at localized sites. This allows the conduction of ions by hopping from one site to another site over a potential barrier between them. The present study attempts to investigate the effect of temperature on PVA-based Polymer films doped with chloral hydrate for their potential applications in electrochemical devices.

Polymers films have been extensively studied in the recent years because of their significant importance in applied as well as basic sciences. They can be made to possess good mechanical properties and special electronic and optical properties indicating that it can be used in many device applications. Polymer films are solid electrolytes that consist of a host polymer, organic plasticizers and alkaline metal or transition metal cations or ammonium salts which have favorable ionic conductivity in an electromagnetic field. The host polymers such as poly (ethylene oxide) (PEO), poly (vinyl alcohol) (PVA), polyvinyl chloride (PVC), polyphosphazene, poly (itaconate), poly (vinylidene fluoride) (PVF), poly (acrylonitrile), poly (methyl methacrylate) (PMMA), poly (vinyl pyrrolidone) (PVP) are very good polymeric solvents of the metal cations and plasticizers. Depending on the

application the plasticizers or organic blends are compounds such as ethylene carbonate (EC) and propylene carbonate (PC), glycols, dimethylsulfoxide. Although most host polymers can form dimensionally stable electrolytes, for example PEO-based polymer films, however its ambient temperature conductivity is too lower of the order of  $10^{-7} \text{ S cm}^{-1}$  and is not suitable for use in electrochemical devices. Several approaches have been suggested include mixing the polymer electrolytes with another polymer; modify polymer films with metal salts, organic blends, plasticizers or with ceramic filler particles. The conductivity of polymer films usually increases with temperature due to thermal vibrations, which could assist the hopping process (Sreelalitha, et al, Bhad, et al 2012, Bhad, et al, 2013., Harun, et al, 2008).

PVA is a polymer, which has been investigated by many researchers and is known for many applications in industrial products due to its excellent mechanical strength, biocompatibility, electrochemical stability, high tensile strength and abrasion resistance. PVA contains carbon chain backbone with hydroxyl groups attached to methane carbons. These OH groups can be a source of hydrogen bonding hence the assistance in the formation of composite polymers. PVA is semi crystalline. PVA a polyhydroxy polymer is the largest, synthetic, polymer produced in the world based on volume. PVA has excellent film forming emulsifying, an adhesive properties it as also resistant to oil, grease and solvent. PVA is odorless and non toxic as well as has high oxygen and aroma barrier properties. Pure PVA is known for its good insulating polymer property with low conductivity and low dielectric loss, therefore it is of primary importance in microelectronic industry (Hashim, et al ,2012., Salman, et al, 2015., Nigrawal et al, 2012.,Kumar et al, 2010).

The electrical conduction and charge-storage capacity of PVA blended with chlorine containing organic compounds such as Chloral Hydrate (Susilawati and Doyan, 2015) can be markedly increased by temperature. This solid electrolyte has electrical properties quite similar with the ionic conducting electrolytes, which is useful for many electrochemical devices. Investigation of electrical conduction

in polymers is aimed at understanding the nature of charge transport, while investigation of dielectric loss is aimed at understanding the polarization properties of molecules of the polymer. The electrical conduction of polymer films is expected to increase with increasing temperature. The change of conductivity with temperature is due to the combined effect of decrease in conductance with temperature and increase in phonon-assisted carrier mobility in the polymers. The objectives of this research are to investigate the effects of temperature on electrical conduction properties of several PVA-based polymer films by using impedance analyzer.

## METHOD

Polyvinyl alcohol (PVA) is a water-soluble polymer of relatively simple chemical structure having its basic unit  $-(\text{CH}_2-\text{CH}-\text{OH})-$ . PVA is glassy and does not dissolve in water at room temperature but at temperature above  $T_g$  (glass-transition temperature) ranging from 60 to 90°C. PVA is also a non-ionic vinyl polymer and shows many complex features, which arise from the crystallinity and variable degrees of its crystallinity in the solid-state form (Molyneux, 1983). It is a tough, whitish polymer, which can be used to form strong films, tubes and fibres that are highly resistant to hydrocarbon solvents.

PVA was chosen as a host polymer because it is water soluble polymer and can be washed off from glass plates very easily, thereby making this experiment non-destructive to the substrate (Rabolts, et al 1981). The PVA stock was supplied by SIGMA ( $M_w = 70,000 \text{ g/mol}$ , 99 – 100% hydrolyzed). The polymer films were made according (Susilawati and Doyan, 2015). The PVA solutions were made by dissolving 17.5 g PVA powder in 350 ml double distilled water at temperature of 90 °C in a water-bath. The solution was magnetically stirred throughout at that temperature for 2 hours and then left to cool at room temperature. To each 50 ml of the well mixed solution, 23, 34, 45 and 57% of chloral hydrate (CH) product of Scharlau Chernie US were added, stirred for 12 hours and poured onto a 15 x 15 cm<sup>2</sup> horizontal glass plate and dried at room temperature for about 72 hours. The films were peeled off and cut into 2 x 4 cm

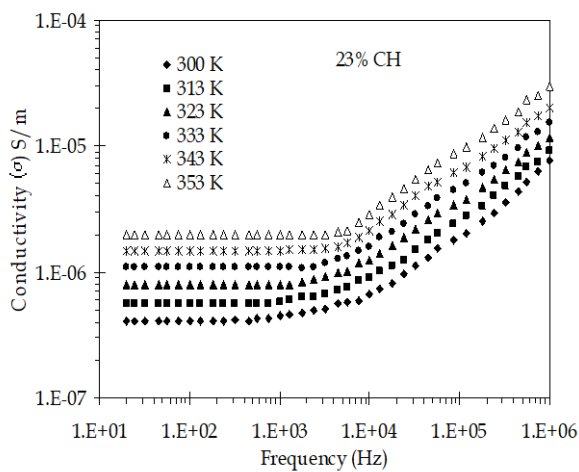
pieces, dried, stored and ready for heated. The drying is completed when the weight of the films is constant. The composites were protected from sunlight, fluorescent light, moisture and dust by wrapping them with black plastic tape. The average thickness of the film was found to be 70  $\mu\text{m}$ , which was measured within an accuracy of  $\pm 1 \mu\text{m}$  by a digital micrometer (Mitutoyo) (Susilawati and Doyan, 2015) PVA composite films were heated until 353 K. Conductivity measurements were made using HP 4284A LCR meter which operates in the frequency range from 20 Hz to 1 MHz.

**RESULTS AND DISCUSSION**

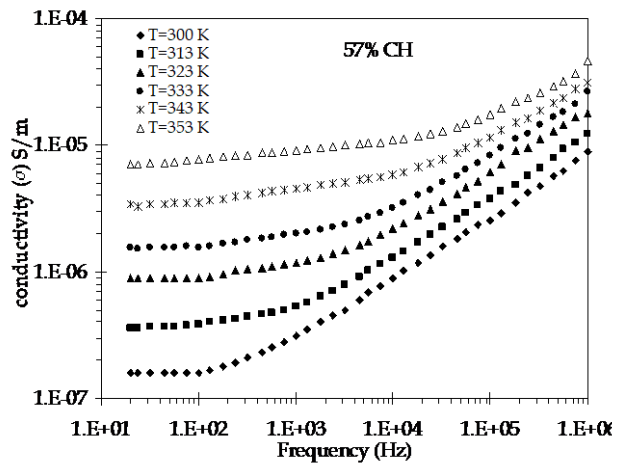
**Temperature-Dependent AC conductivity**

The ac conductivity  $\sigma_{ac}(\omega)$  at different temperatures as a function of frequency were measured as shown in Figure 1 (a) and 1 (b) for the PVA-CH composites containing 23 and 57% CH respectively. All samples exhibit a frequency-independent conductivity at low frequencies and a frequency-dependent conductivity at high frequencies due to ionic conductivity relaxation. The conductivity increases with temperature and composites composition. At room temperature the

conductivity increases with CH composition from about  $1.29 \times 10^{-7} \text{ Sm}^{-1}$  for 23% CH and increases to  $4.07 \times 10^{-7} \text{ Sm}^{-1}$  for 57% CH composites. Thus, higher conductivities were attributed to the increase of ionic charge carriers in the samples [13]. The conductivity of 57% CH composites increases from about  $4.07 \times 10^{-7} \text{ Sm}^{-1}$  at 300K to  $7.1 \times 10^{-6} \text{ Sm}^{-1}$  at 353K. The increment of temperature causes increase in conductivity due to the increase of free volume and their respective ionic and segmental mobility (Rajendran, et all 2004). Thus segmental motion, which is temperature dependent permits free charges to hop from one site to another or provides a pathway for the transitional ionic motion (Abdullah, et all 2011). The conductivity increases as the temperature, indicating more ions gained kinetic energy via the thermally activated hopping of charge carriers between trapping sites that is temperature dependence and phonon-assisted quantum tunneling through a barrier separating two equilibrium positions, which is hopping distance dependent. Both mechanisms contributed to the ionic mobility and increase total conductivity (Gedam, et all 2013., Abdullah, et all 2011).



(a)



(b)

Figure 1. Variation of ac conductivity as a function of frequency at different temperatures for PVA-CH composites containing (a) 23%, (b) 57% chloral hydrate.

**Frequency Exponent**

The frequency-dependent conductivity  $\sigma(\omega)$  follows the universal power law equation (Sreelalitha, 2014).

$$\sigma(\omega) = A\omega^s \dots\dots\dots (1)$$

The values of  $s$  at different temperatures were determined from the linear slope of  $\log \sigma(\omega)$  versus  $\log \omega$ , as illustrated in Figure 2 (a) and (b) for polymer composites containing 23 and 57% CH respectively.

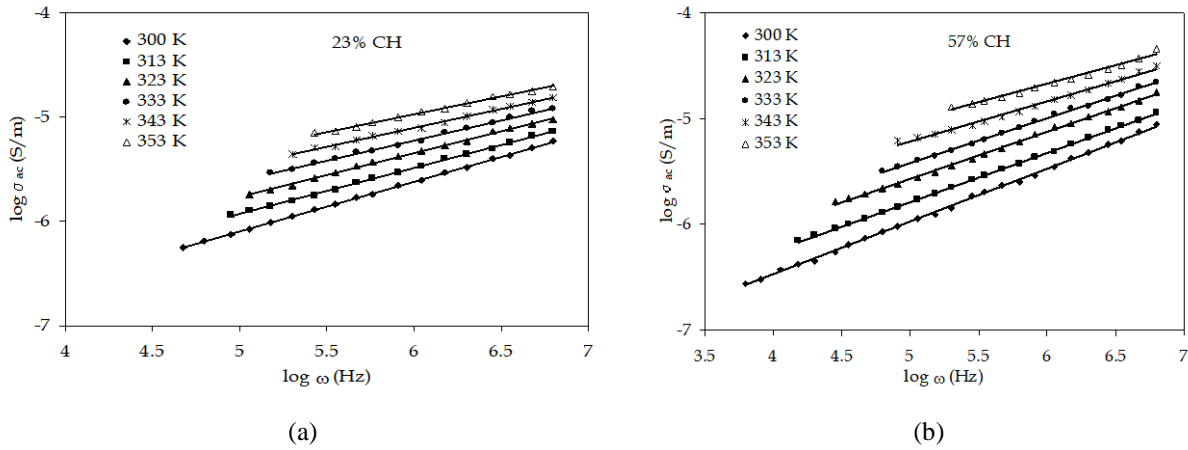


Figure 2. Frequency variation of conductivity in the form  $\log \sigma_{ac}(\omega)$  versus  $\log \omega$  at different temperatures for PVA-CH composites containing (a) 23, (b) 57% of chloral hydrate.

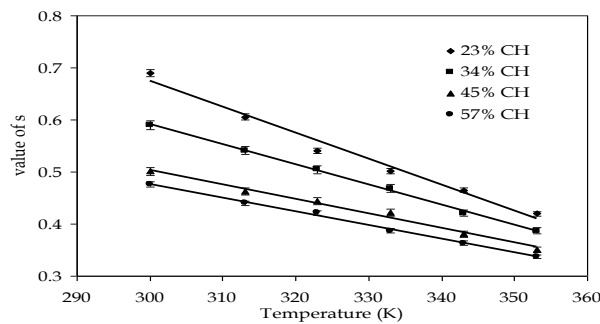


Figure 3. Frequency exponent  $s$  as a function of temperature for PVA-CH composites at different compositions of chloral hydrate.

The value of  $s$  decreases with the increase of temperature as illustrated in Figure 3 for different composites compositions. When the 23% CH sample was thermally treated,  $s$  value decreases from 0.69 at 300 K to 0.45 at 353 K. While for 34% CH the value decreases from 0.60 at 300 K to 0.40 at 353 K. The results confirm the ionic conductivity by ionic hopping, when  $s < 1$ .

**Hopping Frequency**

The hopping frequencies  $\omega_p$  were calculated using formula [1] and tabulated in table 1.

$$A\omega_p^s = \sigma_{dc}(0) \dots \dots \dots (2)$$

The results show that the hopping frequency increases with increasing temperature and CH composition. The scaling of conductivity  $\sigma(\omega)/\sigma_{dc}(0)$  at different temperatures was calculated according Almond-West conductivity formalism formula equation

$$\sigma(\omega) = \sigma_{dc}(0) \left[ 1 + (\omega/\omega_p)^s \right] \dots \dots \dots (3)$$

as shown in Figure 4 for 23% and 34% CH compositions. It was found that the conductivity curves are superimposed into single master curve defined by equation with the value of the frequency exponent  $s$  for PVA-CH composites are found to be lie in the range from 0.40 to 0.69 as shown in Figure 4.

Table 1. The values of hopping frequency (Hz)  $\omega_p$  at various temperatures and CH compositions

Temperatures	23% CH (1.0E+03)	34% CH (1.0E+03)	45% CH (1.0E+03)	57% CH (1.0E+03)
300K	1.55	10.60	18.00	21.60
313K	2.78	15.60	20.70	27.10
323K	5.05	15.90	23.90	34.80
333K	7.85	19.40	40.30	48.10
343K	9.86	25.50	49.80	64.60
353K	11.80	38.00	57.10	70.90

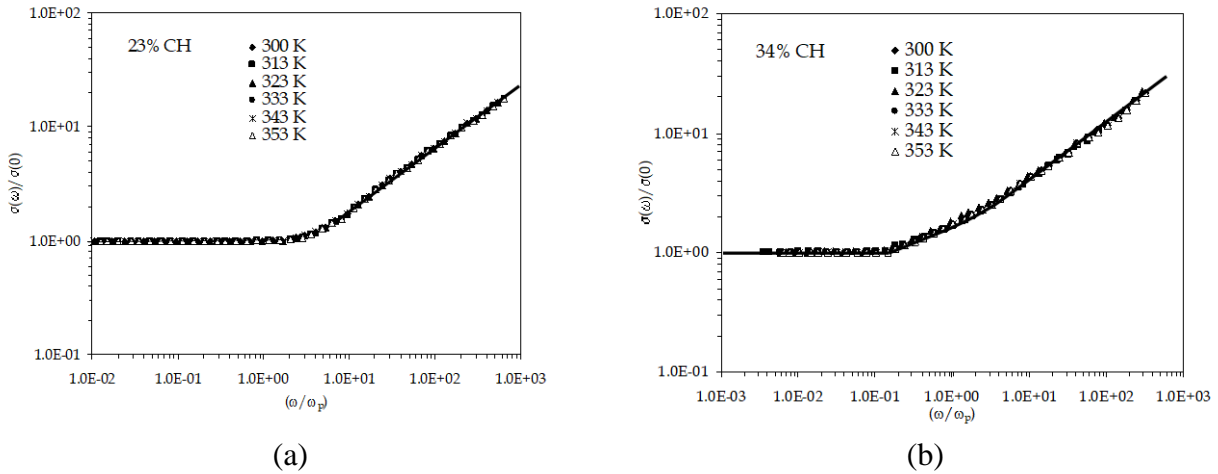


Figure 4. A universal scaling of  $\sigma(\omega)/\sigma_{dc}(0)$  as a function of  $(\omega/\omega_p)$  at different temperatures for PVA-CH composites at (a) 23% and (b) 34% CH compositions.

**Impedance**

The Cole-Cole plots of the imaginary part ( $Z''$ ) versus the real part ( $Z'$ ) of complex impedance exhibit semicircles at various temperatures as illustrated in Figure 5 (a) and (b) for the composites containing 23 and 57% chloral hydrate. The relaxation obeys Debye model. This representation allows ascribe the high-frequency semicircles to a conductivity contribution of the bulk sample due to ionic hopping between trapped sites and the relaxation also obeys single conduction

relaxation time. The bulk resistance  $R_S$  is zero, since the curves appears at the origin at the higher frequencies. There is also no conductivity deviation towards low-frequency regions at given temperature, indicating the absence of electrode polarization effects. As temperatures increases, the diameter of the semicircles decreases resulting in decrease in the impedance of the composites. The effect of increasing temperatures is the increase in the conductivity of the polymer composites.

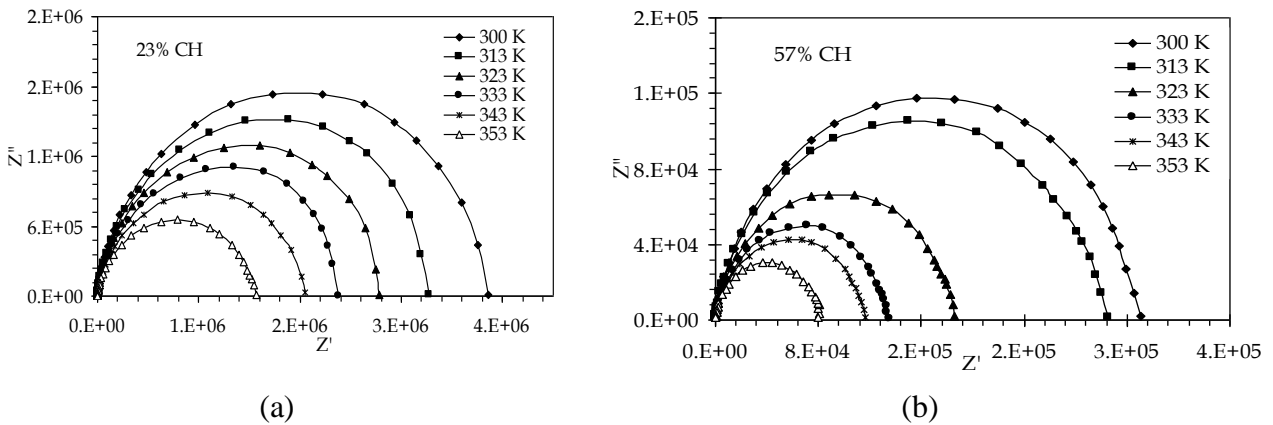


Figure 5. The Cole-Cole plot of the real part ( $Z'$ ) versus imaginary part ( $Z''$ ) of complex impedance for the PVA-CH composites containing (a) 23%, (b) 57% chloral hydrate.

**Temperature-Dependent DC Conductivity and Activation Energy**

The charge transfer resistance  $R_{ct}$  was obtained from the Cole-Cole diagrams by extrapolation the real part of the impedance  $Z_0$  for zero frequency as shown in Figure 5. The dc conductivity was then calculated from the relationship given by equation

$$\sigma_{dc} = d / Ra \dots\dots\dots (4)$$

where  $d$  is the film thickness of the sample and  $a$  is the surface area of the electrode. Figure 6 shows the dc conductivity increases with increasing temperature  $T$  and it was fitted to the empirical exponential law equation

$$\sigma_{dc} = \sigma_0 \exp\left(-\frac{E_a}{kT}\right) \dots\dots\dots(5)$$

The linear regressions of the Arrhenius plot  $\ln \sigma_{dc}$  versus  $1000/T$  give the slopes or  $E_a$  values. The activation energy  $E_a$  decreases with increasing CH composition as shown in Figure 6. The activation energy varies from 0.16 to 0.25 eV for PVA-CH composites with the CH composition reduces from 57% to 23%. The activation energies of various systems of polymer films have been measured and could

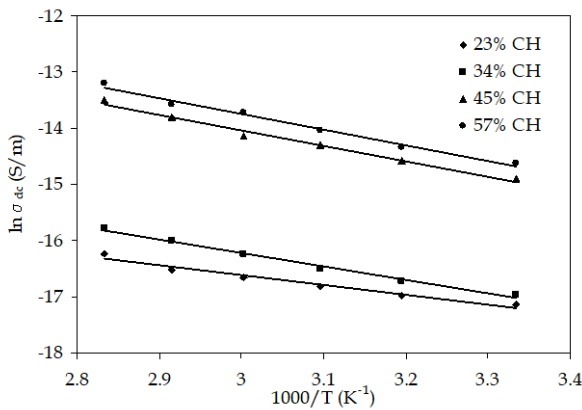


Figure 6. Variation of  $\ln \sigma_{dc}(\omega)$  as a function of temperatures for PVA-CH composites at different compositions of chloral hydrate.

For thermally treated samples, it was found that the parameters  $E_a$  and  $\sigma_0$  can be expressed as a function of CH composition as  $E_a = -0.00281C + 0.3228$  and  $\sigma_0 = 1.0 \times 10^{-4} C - 2.8 \times 10^{-3}$  as indicated in

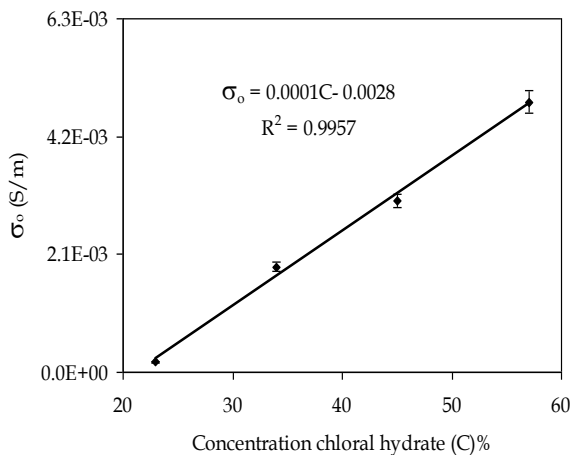


Figure 8. Variation of  $\sigma_0$  as a function of CH composition for PVA-CH composites

be used for comparison in this study. For PVA composites with different compositions of NaI, the measured value of  $E_a$  varies from 0.52 to 1.20 eV [13]. The conduction activation energy for (PVA)/MgCl<sub>2</sub> composites have been measured and found that the value varies from 0.6 eV and 0.77 eV for PVA + KNO<sub>3</sub> (Sreelalitha, et al 2014). The activation energy of PVA-Ni(NO<sub>3</sub>)<sub>2</sub> have been measured and found the value decreases from 0.76 eV to 0.31 eV (Salman, et al 2015).

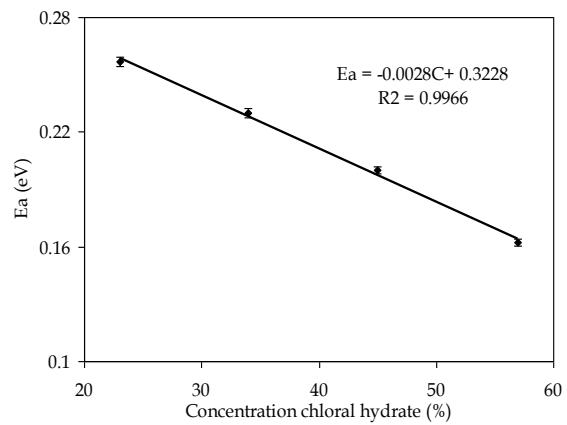


Figure 7. Variation of activation energy ( $E_a$ ) as a function of composition of chloral hydrate

Figure 7 and Figure 8 respectively, and where  $C$  is the CH composition. The relationship between  $\ln \sigma_0$  and  $E_a$  is shown in Figure 9 for a particular temperature.

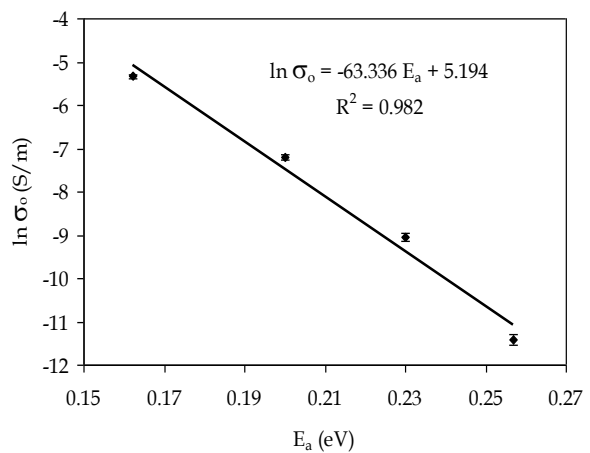


Figure 9. Variation of  $\ln \sigma_0$  as a function of  $E_a$  for PVA-CH composites.

Further analysis reveals that the dc conductivity is a function of CH composition at a particular temperature as shown in Figure 9 and Figure 10. Thus, we can write the relationship between  $\sigma_{dc}$  and  $C$  as  $\sigma_{dc} = \sigma' \exp(nC)$  where  $\sigma'$  and  $n$  are constant parameter for a given temperature. It was found that the parameters  $n$  and  $\sigma'$  can be expressed as a

function of  $1000/T$  as  $n = -0.0323/T + 0.191$  and  $\sigma' = -8.0 \times 10^{-19} / T + 3.0 \times 10^{-8}$  as indicated in Figure 11 and Figure 12 respectively. Finally, the dc conductivity is proportional to the exponential function of both temperature and CH composition or  $\exp(nC - E_a/kT)$ .

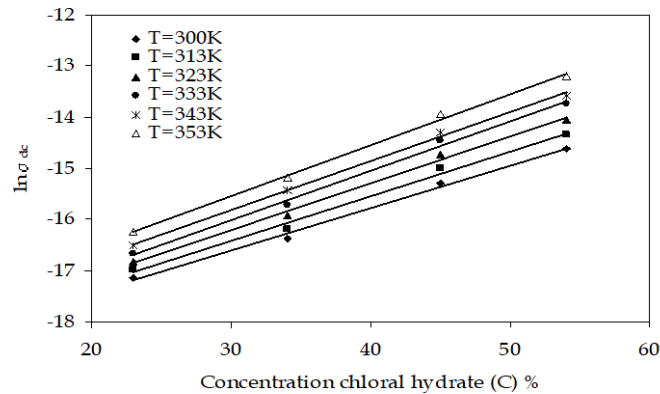


Figure 10. Variation of  $\ln \sigma_{dc}$  as a function of CH composition for PVA-CH composites.

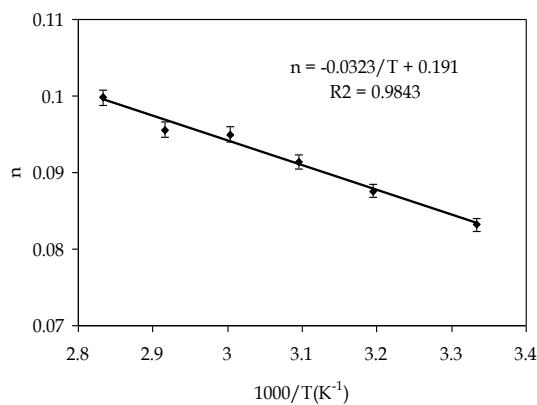


Figure 11. Variation of  $n$  as a function of  $1000/T$  for PVA-CH composites

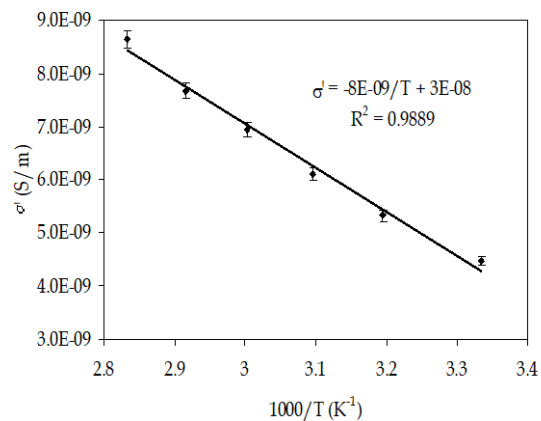


Figure 12. Variation of  $\sigma'$  as a function of  $1000/T$  for PVA-CH composites

## CONCLUSIONS

The conductivity-temperature relation study revealed that the increase in conductivity of the PVA-CH blends with increasing temperature follow Arrhenius relationship  $\sigma_0' = \sigma_0 \exp(-E_a/kT)$ . The activation energy decreases linearly with the blend composition  $C$  as given by  $E_a = -0.0028C + 0.3228$  for PVA-CH blends. It was found that the activation energy from 0.16 to 0.25 eV for PVA-CH blends. The increase of dc conductivity with temperature was attributed to the increase in the mobility of the free ions with the increase in thermal energy  $kT$ . The power law of ac conductivity has been attributed to thermally

activate hopping of ions trapped in the localized sites of the PVA matrix resulting in the frequency exponent  $s$  decreasing with increasing temperature. The values were 0.60 at 300 K and 0.45 at 353 K for 34% CH and 0.64 at 300 K and 0.46 at 353 K for 57% CH. The conductivity increases with increasing temperatures. This suggests that conductivity is governed by the formation of more ion charge carriers as induced due to the thermal energy received by the ions.

## REFERENCES

Abdullah, Omed Gh., Aziz, Bakhtyar K and Saeed, Alan O. 2012. Kaolin light concentration effects on the dielectric

- properties of polyvinyl alcohol films. *International Journal of Science and Advanced Technology*. Volume 2 .No. 1 .January 2012.
- Abdullah, Omed Gh., Sarkawt A. Hussien and Ahmad, Alami. 2011. Electrical Characterization of polyvinyl alcohol films doped with sodium iodide. *Asian Transactions on Science & Technology*. Volume. 01 Issue 04.
- Bhad, Shital, N and V.S. Sangawar. 2012. Synthesis and study of PVA based gel electrolyte. *Chemical Science Transactions*. I(3), 653-657. DOI:10.7598/cst2012.253.
- Bhad, Shital N., Sangawar,V.S., Maldhure, A.K., Tayade, D.P and Yerawar, G.R. 2013. Study of proton conducting PVA based gel electrolyte. *International Journal of Innovative Research in Science, Engineering and Technology*. Vol. 2. Issue 11, November 2013.
- Gedam, S.K., Khandale, A.P and Bhoga, S.S. 2013. Development of solid protonconductors based on doped polyvinyl alcohol. *Indian Journal of Pure & Applied Physics*. Vol. 51. May 2013. Pp.367-371.
- Harun, Mohd Hamzah., Saion, Elias., Kassim, Anuar., Hussain, Muhd Yousuf., Mustafa, Iskandar Shahrin and Ali Omer, Muhd Ahmad. 2008. Temperature Dependence of AC Electrical Conductivity of PVA-PPy-FeCl<sub>3</sub> Composite Polymer Films. *Malaysian Polymer Journal (MPJ)* Vol. 3 No. 2. P 24-32.
- Hashim, Ahmed., Rabee, Bahaa.H., Ali Habeeb, Majeed., Abd Alkadhim, Nahida., Saad, Athraa. 2012. Study of Electrical Properties of (PVA-CaO) Composites. *American Journal of Scientific Research*. Issue 73. Pp.5-8.
- Kumar, Vijaya. G and Chandramani, R. 2010. Doping and Irradiation Dependence of Electrical Conductivity of Fe<sup>3+</sup> and Ni<sup>2+</sup> Doped Polyvinyl Alcohol Films. *Acta Physica Polonica A*. Vol. 117 (2010).
- Molyneux., 1983. Water Soluble Synthetic Polymers: *Properties and Behavior*. Vol. 1. CRC. Press. USA.
- Nigrawal, Archana and Chand, Navin. 2012. Preparation, dielectric and a.c. conductivity studies on chemically treated sisal powder filled polyvinyl alcohol biocomposites. *International Journal of Engineering, Science and Technology*. Vol. 4. No. 2. 2012. Pp.191- 209.
- Rabolts, J.F., Schlotter, N.E., Swalen, J.D. 1981. Spectroscopic Studies of Film Polymer Laminates Using Raman Spectroscopy and Integrated Optics. *Journal Physics Chemistry*. 85. 4141-4144.
- Rajendran, S., Sivakumar, M., Subadevi, R. 2004. Investigation on the Effect of Various Plasticizers in PVA-PMMA Solid Polymer Blend Electrolytes. *Materials Letters*. 58. 641- 649.
- Salman, Sabah A., Bakr, Nabeel A., Mahmood, Mohammed H. 2015. Preparation and Study of some Electrical Properties of PVA-Ni (NO<sub>3</sub>)<sub>2</sub> Composites. *International Letters of Chemistry, Physics and Astronomy*. I (2015) 36-42.
- Sevil, U.A., Guven, O., Kovacs, A., Slezsak, I., 2003. Gamma and Electron Dose Response of the Electrical Conductivity of Polyaniline Based Polymer Composites. *Radiation Physics and Chemistry*. 67. 575-580.
- Sreelalitha, K and Thyagarajan, K. 2014. Electrical Properties of Pure and Doped (KNO<sub>3</sub> & MgCl<sub>2</sub>) Polyvinyl Alcohol Polymer Thin Films. *International Journal of Thin Films Science and Technology*. 3. No.2. 39-42. (2014).
- Susilawati and Doyan, Aris. 2015. Effects of Gamma Radiation on Electrical Conductivity of PVA-CH Composites Materials Science Forum, - *Trans Tech Publ*. Vol.827, hal 180-185.